



District Report Card: 2017


State: Gujarat	District: Ahmedabad
Class: 8	Subject: Science
Schools: 51	Students: 1306


Participation/Coverage


Students

GENDER 	Boys		Girls	
	Number	%	Number	%
	642	49.16	664	50.84

AREA 	Rural		Urban	
	Number	%	Number	%
	698	53.45	608	46.55

CATEGORY 	SC		ST		OBC		GEN	
	Number	%	Number	%	Number	%	Number	%
	173	13.25	32	2.45	789	60.41	312	23.89

CWSN 	LD	VI	HI	S&LD	ID	Oth
	20	0	0	0	1	5

Management 	Government		Government-aided	
	Number	%	Number	%
	1229	94.10	77	5.90

Average Performance of Students in Science (%)

Overall	Gender		Area		Management		Social Group			
	Male	Female	Rural	Urban	Govt.	Aided	SC	ST	OBC	GEN
47.78	47.79	47.78	47.14	48.52	47.76	48.23	52.22	43.75	49.13	42.33

Performance on Learning Outcomes (LOs)

Learning Outcomes	Description	Average Performance(%)
SCI703	Classifies materials and organisms based on properties/characteristics	51.61
SCI704	Conducts simple investigation to seek answers to queries	37.68
SCI705	Relates processes and phenomenon with causes	45.13
SCI708	Measures and calculates e.g., temperature; pulse rate; speed of moving objects; time period of a simple pendulum, etc.	52.60
SCI710	Plots and interprets graphs	41.01
SCI711	Constructs models using materials from surroundings and explains their working	33.18
SCI801	Differentiates materials, organism and processes	54.72
SCI804	Relates processes and phenomenon with causes	49.16
SCI805	Explains processes and phenomenon	46.30
SCI807	Measures angles of incidence and reflection, etc.	35.22
SCI811	Applies learning of scientific concepts in day-to-day life	51.30
SCI813	Makes efforts to protect environment	58.50

Range of Performance of Students who Answered Correctly							
Below 30%		30% - 50%		50% - 75%		Above 75%	
Number	%	Number	%	Number	%	Number	%
332	25.42	374	28.64	448	34.30	152	11.64

Lowest Performing Learning Outcomes (LOs)

- 1 - Constructs models using materials from surroundings and explains their working (33.18)
- 2 - Measures angles of incidence and reflection, etc. (35.22)
- 3 - Conducts simple investigation to seek answers to queries (37.68)
- 4 - Plots and interprets graphs (41.01)
- 5 - Relates processes and phenomenon with causes (45.13)